





TIRMİK - ÇİZEL MERDANELERİ





TEKNİK ÖZELLİKLER

Kürüm Tip Tek Sıra

		
40	195	110
50	245	124
60	295	257
70	345	271
80	395	311
90	445	315
100	495	322
120	595	335
140	695	362

Kürüm Tip Çift Sıra

	
40	195
50	245
60	295
70	345
80	395
90	445
100	495
120	595
140	695